

YORK - Georgina Q1 2023



SUMMARY OF EXISTING HOME TRANSACTIONS

All Home Types 2023 Q1

Georgina

Community	Sales	Dollar Volume	Average Price	Median Price	New Listings	Active Listings	Avg. SP/LP	Avg. DOM
Baldwin	4	\$4,041,000	\$1,010,250	\$947,500	6	3	99%	18
Belhaven	0				1	1		
Historic Lakeshore Communities	15	\$12,777,500	\$851,833	\$638,000	25	8	96%	17
Keswick North	35	\$32,608,900	\$931,683	\$875,000	63	29	99%	22
Keswick South	51	\$46,754,500	\$916,755	\$855,000	84	23	101%	22
Pefferlaw	9	\$7,825,500	\$869,500	\$747,500	24	15	96%	29
Sutton & Jackson's Point	24	\$27,552,000	\$1,148,000	\$825,000	53	31	97%	45
Virginia	6	\$5,525,000	\$920,833	\$797,500	15	4	99%	42

The source of all slides is the Toronto Regional Real Estate Board. Some statistics are not reported when the number of transactions is two (2) or less. Statistics are updated on a monthly basis. Quarterly community statistics in this report may not match quarterly sums calculated from past TRREB publications.

Number of Transactions



Average/Median Selling Price



Number of New Listings




Sales-to-New Listings Ratio



Average Days on Market



Average Sales Price to List Price Ratio

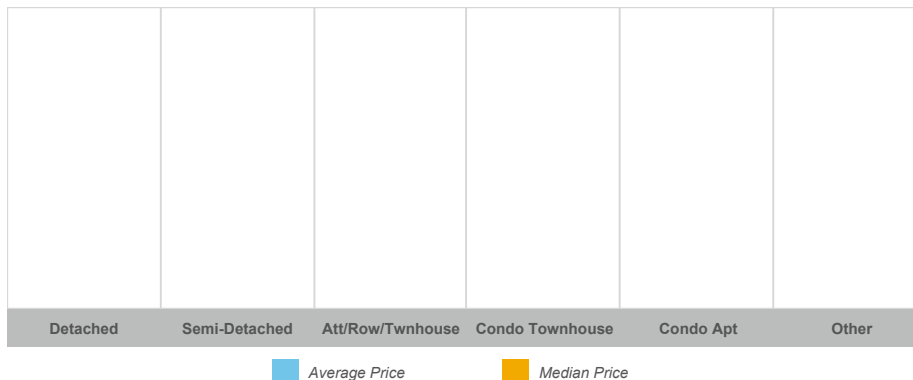


The source of all slides is the Toronto Regional Real Estate Board. Some statistics are not reported when the number of transactions is two (2) or less. Statistics are updated on a monthly basis. Quarterly community statistics in this report may not match quarterly sums calculated from past TRREB publications.

Number of Transactions



Average/Median Selling Price



Number of New Listings



Sales-to-New Listings Ratio



Average Days on Market

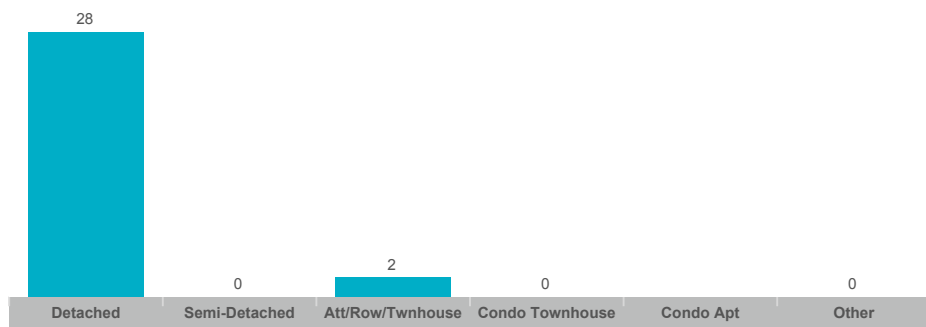


Average Sales Price to List Price Ratio

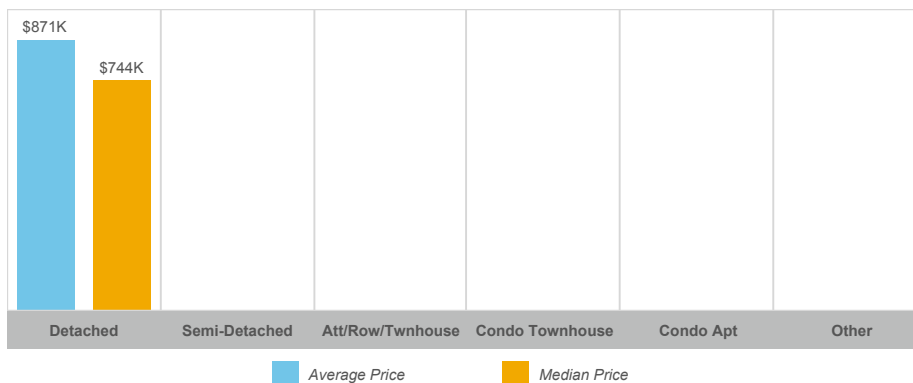


The source of all slides is the Toronto Regional Real Estate Board. Some statistics are not reported when the number of transactions is two (2) or less. Statistics are updated on a monthly basis. Quarterly community statistics in this report may not match quarterly sums calculated from past TRREB publications.

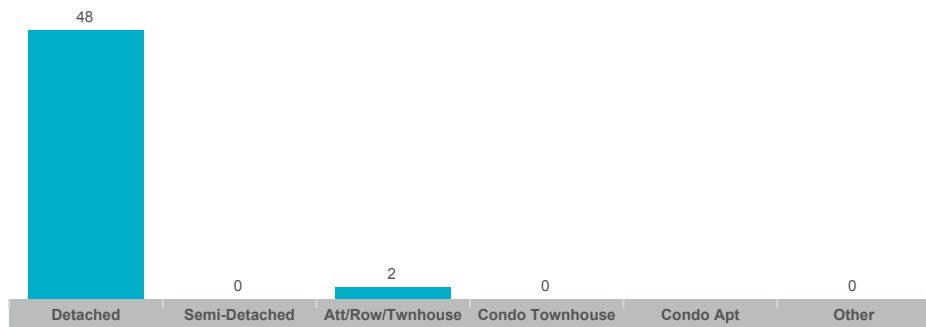
Number of Transactions



Average/Median Selling Price



Number of New Listings



Sales-to-New Listings Ratio



Average Days on Market

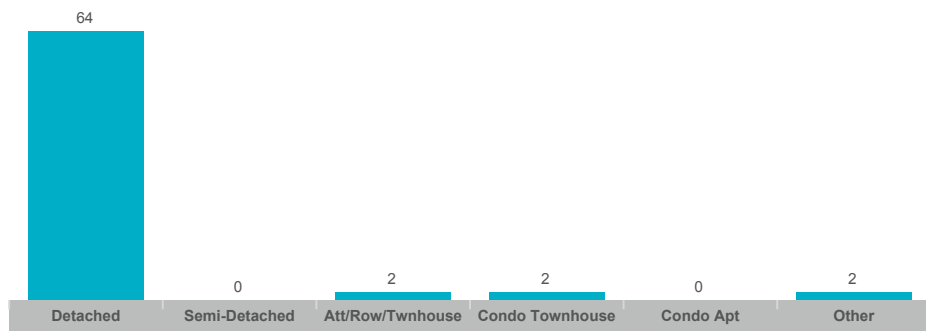


Average Sales Price to List Price Ratio

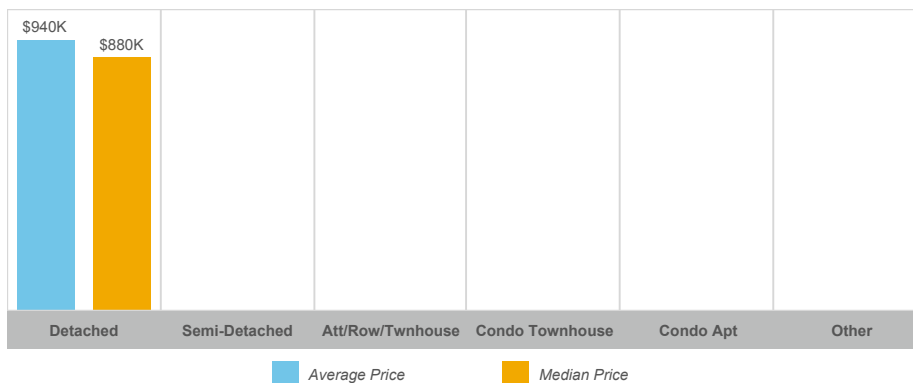


The source of all slides is the Toronto Regional Real Estate Board. Some statistics are not reported when the number of transactions is two (2) or less. Statistics are updated on a monthly basis. Quarterly community statistics in this report may not match quarterly sums calculated from past TRREB publications.

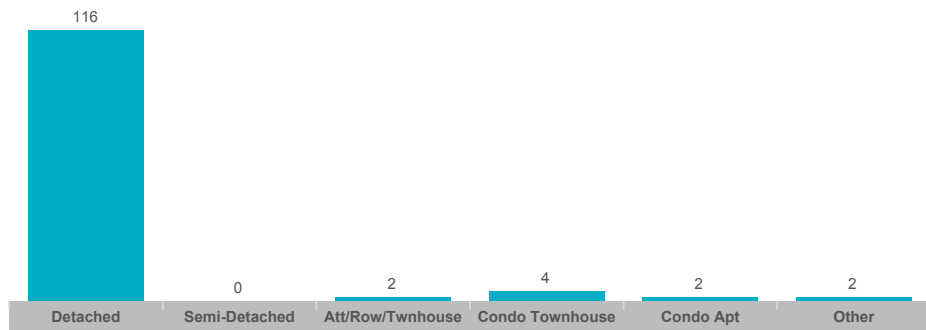
Number of Transactions



Average/Median Selling Price



Number of New Listings



Sales-to-New Listings Ratio



Average Days on Market

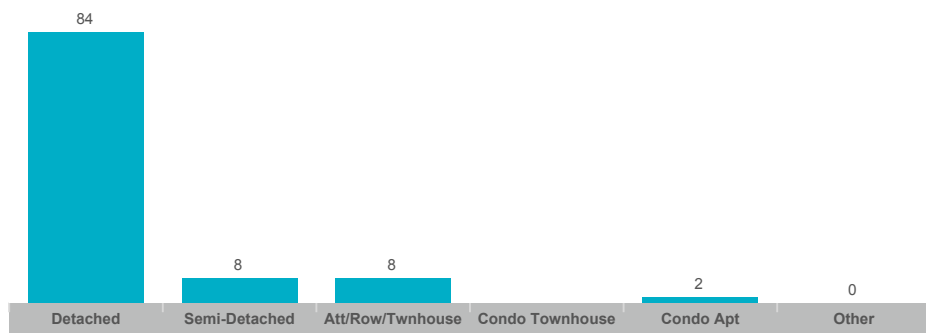


Average Sales Price to List Price Ratio

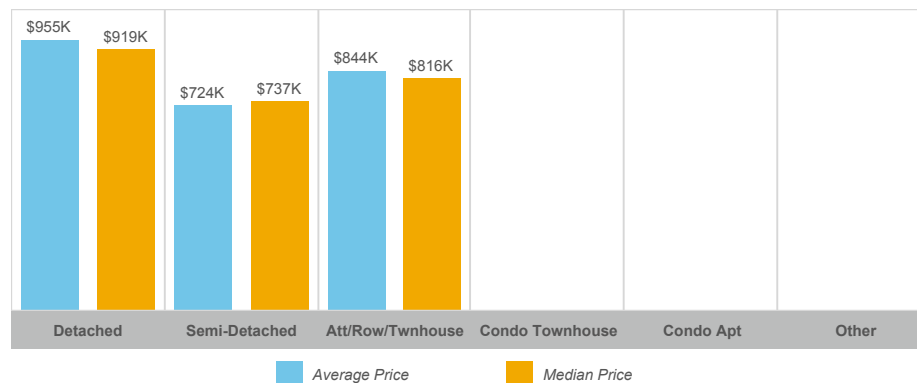


The source of all slides is the Toronto Regional Real Estate Board. Some statistics are not reported when the number of transactions is two (2) or less. Statistics are updated on a monthly basis. Quarterly community statistics in this report may not match quarterly sums calculated from past TRREB publications.

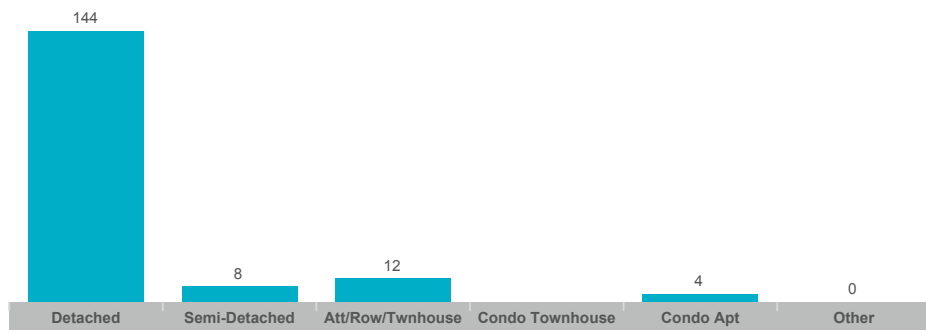
Number of Transactions



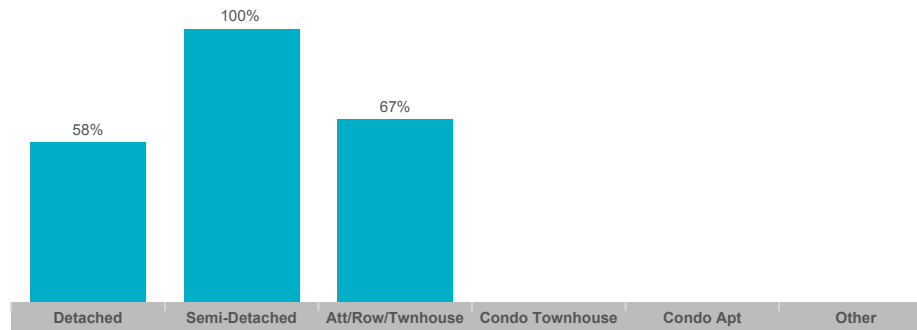
Average/Median Selling Price



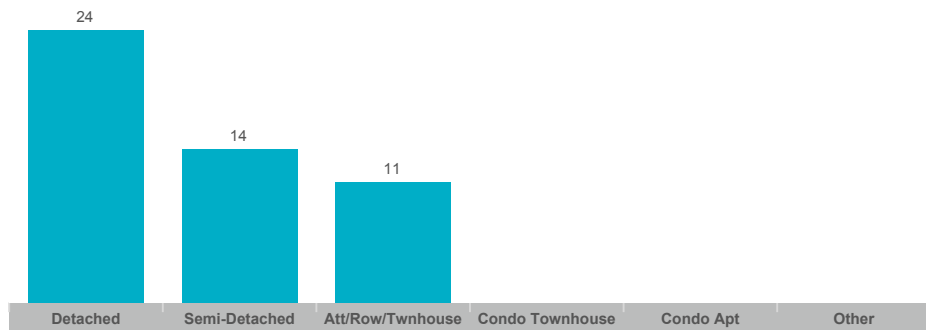
Number of New Listings



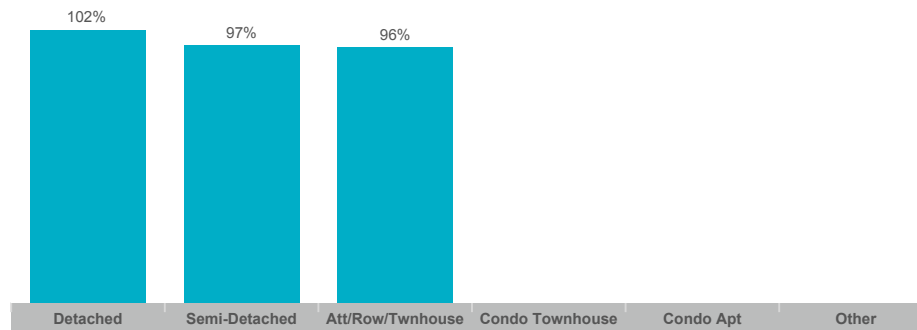
Sales-to-New Listings Ratio



Average Days on Market



Average Sales Price to List Price Ratio

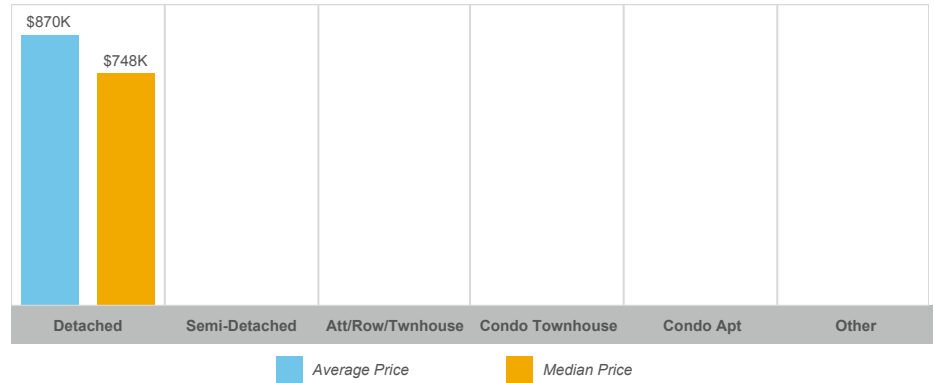


The source of all slides is the Toronto Regional Real Estate Board. Some statistics are not reported when the number of transactions is two (2) or less. Statistics are updated on a monthly basis. Quarterly community statistics in this report may not match quarterly sums calculated from past TRREB publications.

Number of Transactions



Average/Median Selling Price



Number of New Listings



Sales-to-New Listings Ratio



Average Days on Market



Average Sales Price to List Price Ratio



The source of all slides is the Toronto Regional Real Estate Board. Some statistics are not reported when the number of transactions is two (2) or less. Statistics are updated on a monthly basis. Quarterly community statistics in this report may not match quarterly sums calculated from past TRREB publications.

Number of Transactions

Detached	Semi-Detached	Att/Row/Twnhouse	Condo Townhouse	Condo Apt	Other
----------	---------------	------------------	-----------------	-----------	-------

Average/Median Selling Price

Detached	Semi-Detached	Att/Row/Twnhouse	Condo Townhouse	Condo Apt	Other
----------	---------------	------------------	-----------------	-----------	-------

Number of New Listings

Detached	Semi-Detached	Att/Row/Twnhouse	Condo Townhouse	Condo Apt	Other
----------	---------------	------------------	-----------------	-----------	-------

Sales-to-New Listings Ratio

Detached	Semi-Detached	Att/Row/Twnhouse	Condo Townhouse	Condo Apt	Other
----------	---------------	------------------	-----------------	-----------	-------

Average Days on Market

Detached	Semi-Detached	Att/Row/Twnhouse	Condo Townhouse	Condo Apt	Other
----------	---------------	------------------	-----------------	-----------	-------

Average Sales Price to List Price Ratio

Detached	Semi-Detached	Att/Row/Twnhouse	Condo Townhouse	Condo Apt	Other
----------	---------------	------------------	-----------------	-----------	-------

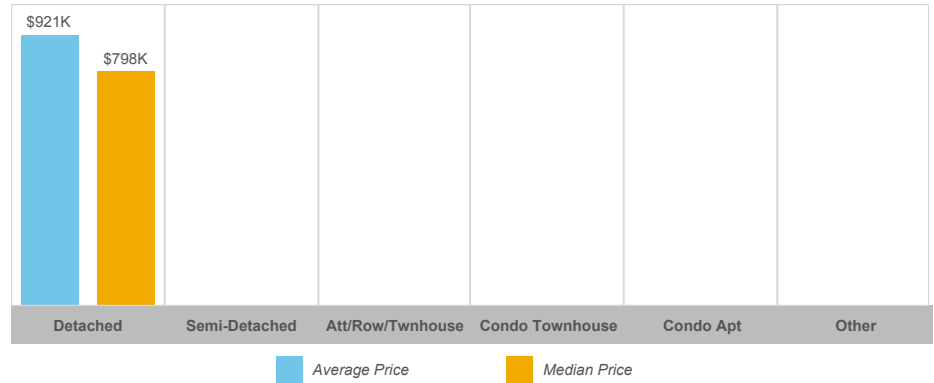
The source of all slides is the Toronto Regional Real Estate Board. Some statistics are not reported when the number of transactions is two (2) or less. Statistics are updated on a monthly basis. Quarterly community statistics in this report may not match quarterly sums calculated from past TRREB publications.



Number of Transactions



Average/Median Selling Price



Number of New Listings



Sales-to-New Listings Ratio



Average Days on Market



Average Sales Price to List Price Ratio



The source of all slides is the Toronto Regional Real Estate Board. Some statistics are not reported when the number of transactions is two (2) or less. Statistics are updated on a monthly basis. Quarterly community statistics in this report may not match quarterly sums calculated from past TRREB publications.